



Welcome to Year 3 and Avenue Junior School!

Mr Gately – 3G - (Year Lead)

Mr Chambers and Ms Pereira –
3PC

Ms Hook – 3H

Ms Gray – 3GY



Agenda

- Daily Routines
- Lunch Arrangements
- Year 3 Curriculum
- Communication
- Further transitional Support

Morning Routine

- ▶ The school gates open at 8.30am. Staff will be on the main gate and the side gate to welcome the children.
- ▶ Children can then go straight into class to begin their morning work. This could be a maths, spelling, reading or reflection based activity.
- ▶ The school gate closes at 8.50am and after that you will need to bring your child round to the main office entrance.

Main gate



The main gate is on Avenue Road.

Walk, bike or scoot if possible. Scooters and bikes must be wheeled safely across to the bike racks next to Y3 entrance.

If you need to drive, please park away from the school gates and walk.

Side gate



The side gate is on Swansea Road and leads onto the bottom playground.

Classroom entrances



Mr Chambers and Ms Pereira

Miss Hook

Mr Gately

Ms Gray

Playtime

Although we don't have a field, we do have lots of different areas in which the children can play! We have our Multi Use Games Area (MUGA), 2 playgrounds, a pirate ship, a trim trail and lots of new exercise equipment. We also have places to sit and read quietly, loose parts play, and a variety of playground equipment that appears every lunchtime.



Break and Lunch Arrangements

- ▶ Children will have a morning and an afternoon break. Each of these are 15 minutes long. Morning break is at 10:15 and the children can eat a healthy snack brought in from home. Afternoon break is at 2:00.
- ▶ We are a Healthy School, so snacks could be fruit, veggie sticks, cereal bar, rice crackers, or something similar. Chocolate and crisps should not be given as a snack. Due to allergies, we are nut and kiwi free school.
- ▶ Lunch time is between 11.45 -12.45. Lunch and break are staggered with the Upper School.

Lunchtime

- ▶ Children can bring in a packed lunch from home (no nuts or kiwis please). Staff will supervise the children's lunchtime and children will be encouraged to eat most of their lunch before going out to play.
- ▶ Each day the children will have 5 school lunch choices:
 - ▶ Main meal
 - ▶ Vegetarian option
 - ▶ Jacket potato with a choice of toppings
 - ▶ Pasta with a cheese or tomato sauce
 - ▶ "Pick 'n' mix" sandwich option

Cost is currently £2.53 per lunch

[Check eligibility for free school meals](#)

The end of the day

Gates open at 3.00pm for collection at 3.15pm.



Mr Chambers and Ms Pereira

Miss Hook

Mr Gately

Ms Gray

Year 3 Curriculum

- Exciting and engaging curriculum
- Primary National Curriculum but also includes other important topics and issues.
- Opportunities to enrich and develop our curriculum.
- Keep it both current and relevant.
- Sustainability, climate change, anti-racism and gender equality have been recent additions to the Year 3 curriculum.
- Respond to current issues such as the general election and global events that the children may hear about at home or on the news.

Over the past few years, we have re-designed and re-planned our entire Year 3 curriculum to ensure a co-curricular approach to learning. This is where each of the subjects, not only have a similar theme, but also actively support and enrich each other. Many of our curriculum topics are also built around high-quality texts, written by a diverse range of authors.




Year 3 Curriculum

We aim to create exciting and engaging activities for the year group. Many of the lessons and activities are also designed to actively respond to the needs of the pupils.

Each of these topics are explored through a variety of subjects such as RE, Art, DT, Science, PE and Drama.

We will have events or exhibition as part of our topics where parents and carers are invited in to see the children's work.



Sample over-view

Autumn term	Spring term	Summer term
Explorers	Sustainability and Recycling	Ancient Egyptians
Stone Age	All about Art	Ancient Egyptians

Year 3 Curriculum

Curriculum Maps – Avenue Junior School

Each half term we will provide a detailed Curriculum Map which breaks down each topic into the individual subjects.

These curriculum documents will be emailed home along with any other important documentation. They will also be available in the 'Curriculum' section of the school website.

Homework

- ▶ No formal homework. May be targeted homework.
- ▶ Regular reading and timestables practice are greatly encouraged.
- ▶ Optional homework – each half term we will suggest a few optional homework activities that you may like to attempt at home. These activities cover a variety of subject areas.
- ▶ Home learning will always be celebrated and we encourage children to share work that they have done at home. Pictures can be sent in via Class Dojo if this is easier than sending in the physical work.

Extra Curricular Opportunities

There are a variety of after-school clubs run by members of staff. This year we've had football, chess, volleyball, athletics, coding club and many others. These are free to access but limited by number.

Music

Each week, the children have lessons in our dedicated music room and a choir session. There will also be an opportunity for children to learn a musical instrument.

In Year 3, children can learn either the violin, viola or the flute (this is governed by the children's physical size). As the year progresses they can also learn cello and double bass.

Instrumental lessons do incur a cost; however, this is subsidised by the Norfolk Music Service.

Wrap-around care

We have an excellent before and after school club run by Set Your Sights. Set Your Sights is a Norwich based company that specialises in providing a range of drama, art and sports activities to children aged 4-12.

Morning sessions cost £4.50

Afternoon sessions range between £8 – 11 depending on pick-up times.

All the details, including how to register your children for the clubs can be found by searching for 'Set Your Sights Avenue Junior School'

[Set Your Sights Avenue Junior School](#)



SEND

We strive to be a welcoming and inclusive school that raises aspirations for all children. To do this our SENDCo, senior leadership team, teachers, support staff and families work together to identify additional needs early and adapt provision accordingly.

To find out more about how we identify SEND, the provision available for children at Avenue Junior School and how we review provision for children with SEND, please see our website <http://www.avenuejuniorschool.org/about-us/send/>. For detailed information on how we support children with SEND, you can read our [information report](#). This document is written in an FAQ format so that it is easily digestible to readers and avoids the use of professional jargon.

Should you have any queries or concerns relating to SEND please do get in touch.

SEND

There will be a SEND coffee morning on Monday 17th June at 9:15am.

This will be a chance to meet Ms Williams and some of the pastoral team, to ask any questions and there will be a short presentation about what SEND support looks like at Avenues.

Any parent/carer with a child with additional needs is welcome. If you are unable to attend but want to speak to Ms Williams, you can request a phone call instead.

If you would like to attend, please add your name to the sign-up sheet or fill in the online form at the end of the slides.

Communication

At Avenue Junior School we encourage dialogue and communication between home and school. This helps both parties and can often ease any confusion and worries throughout the year. There are several ways in which you can get in touch:

- ▶ Speak with the teacher after school
- ▶ Email the school office
- ▶ Class Dojo
- ▶ Telephone

Class Dojo

Class Dojo is a free website and app designed specifically for infant and primary schools. It is a tool for communicating with parents, updating them about events, sharing important information and recording team points.

It functions much like a private social media page and is the main tool we use to share class learning, give class specific reminders and communicate with the school community. We currently have over 99% of our families signed up!

Class Dojo


Classroom Portfolios Class Story **Messages** [Student login](#) [Invite parents](#)

Messages **All parents**

- + New message
- + All parents**
No parents connected
- + Bradley Pitt's Parent
- + Cameron Diaz's Parent
- + Halle Berry's Parent
- + Johnny Depp's Parent

Send instant messages to parents
(translated into over 35 languages)!

Tip: Set [quiet hours](#) to control when you're notified.



Further Information

On the home page of the school website, there is a tab that looks like this:



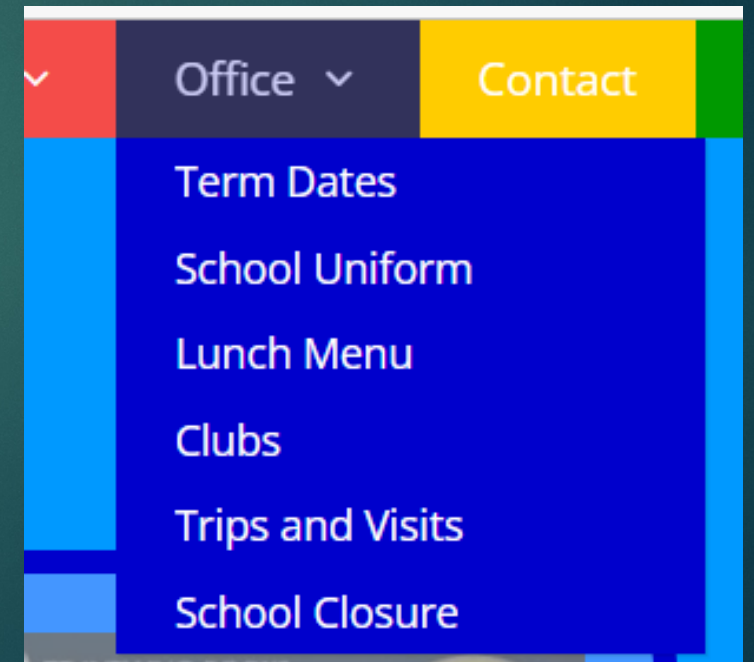
New Parents for September - Click Here

Transition information will be uploaded here and there will be a copy of these slides uploaded as well so you can click on any of the embedded links

Under the 'Office' tab there is a section titled 'School Uniform'.

We believe that uniform should be practical, affordable and easily available. Parents may purchase the vast majority of uniform wherever they choose, however jumpers and cardigans with the school logo are available from Stevensons in Norwich.

The office have asked me to highlight 2 issues: medicine and absences. You need to talk to the office about both.



Continued Transition Support

27th June – current Year 3s go to Rec Road to talk to the children about their experiences this year and to answer any questions your children might have.

On either the 4th and 6th of July, the new Year 3 team will go to Rec Road for an hour-long session to meet the children.

We will offer a half day of transition on the morning of Thursday 11th July and a full transition day on Friday 12th July.

We hope that all of you will sign up to Class Dojo – you will receive an email link to sign up to your child's class. It will provide a platform for you to easily ask any questions that you may think of between now and September.

We are looking forward to welcoming your children to Avenue Junior School!

- ▶ If you have any further questions, please fill in the form at <https://forms.office.com/e/R27JtWD5Bx>

- ▶ Question Form QR:

